

## Exhibitors Need to Know

- 2021 ACF T-shirts are available to purchase until March 5<sup>th</sup> online or by mail. [www.AngelinaCountyFair.com/tshirts](http://www.AngelinaCountyFair.com/tshirts)
- RV Spots are available at the Expo and are 1<sup>st</sup> come 1<sup>st</sup> serve. \$25/night move in begins Tuesday, March 23<sup>rd</sup>. Pay begins when you park. All payments and questions will be taken care of in the Expo office. 936-637-3976
- Pellet and Large flake shavings are available for purchase at the EXPO office. Office Hours 8-4 daily, 8-7 wed. only
- ACF is offering an ONLINE auction in conjunction with our LIVE Auction, Saturday, March 27<sup>th</sup> thanks to **Angelina County Farm Bureau**.
- All large animal projects will move in on Wednesday, March 24<sup>th</sup>. See schedule for times.
- All non-sale animals will be released Saturday morning, 8-10.
- No decorating or moving tack in before Tuesday, March 23<sup>rd</sup>.

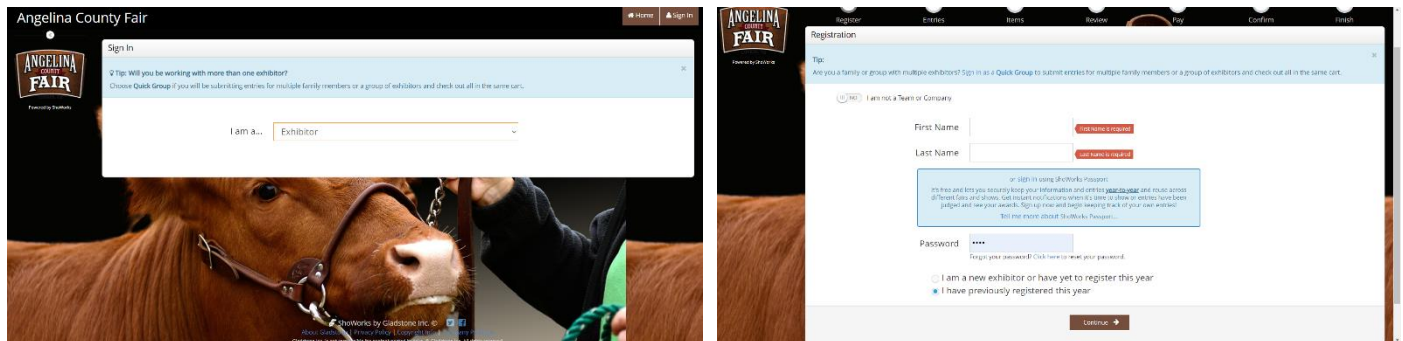
Check our Facebook & website [www.AngelinaCountyFair.com](http://www.AngelinaCountyFair.com) (Exhibitors tab) for any other info that will be released to help us have a safe and successful 2021 ACF.

## Exhibitors Need to DO

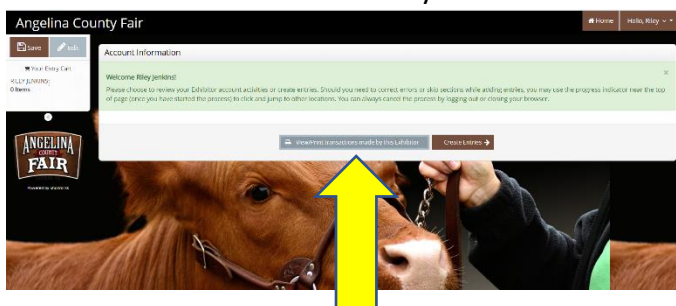
- Come to the Fair with a positive attitude, excited to show for a great experience at the 2021 ACF.
- Fill out a COVID-19 Screening form and **turn in at each division check in** you are participating in.
- Invite potential buyers to our LIVE and ONLINE auction to purchase your project. (see attached details)
- Upload 1 to 3 photos (jpeg, png, gif, bmp) in your online portal for us to use in our auction.
  - For exhibitors showing Hog, Lamb, Goat, Commercial Heifer, Steers, Rabbits and Chickens the **DEADLINE** for uploading is **March 23**.
  - Photos for Arts & Crafts & Foods will be uploaded **AFTER** you are awarded Best of Show.
  - Photos for divisions NOT in auction are NOT needed.

Here are the steps for uploading photos.

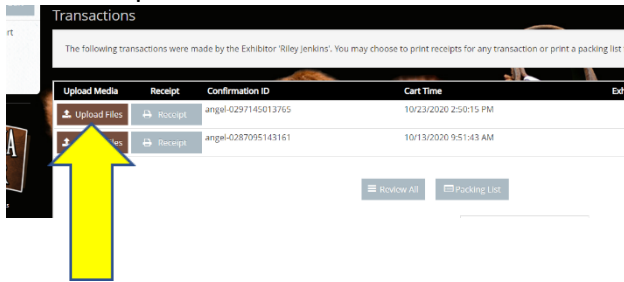
1. Take **landscape** photos with exhibitor and project in photo. (Do not screenshot photos to upload)
2. Go to our website [www.AngelinaCountyFair.com](http://www.AngelinaCountyFair.com) and click the registration link or go directly to <https://angel.fairwire.com/login.aspx>
3. Sign in using the same username and password as when you registered. If you did not register online but turned in a paper form at validation, your login is the exhibitor name, and the password is the last 4 digits of their social. Having trouble, email [info@angelinacountyfair.com](mailto:info@angelinacountyfair.com)



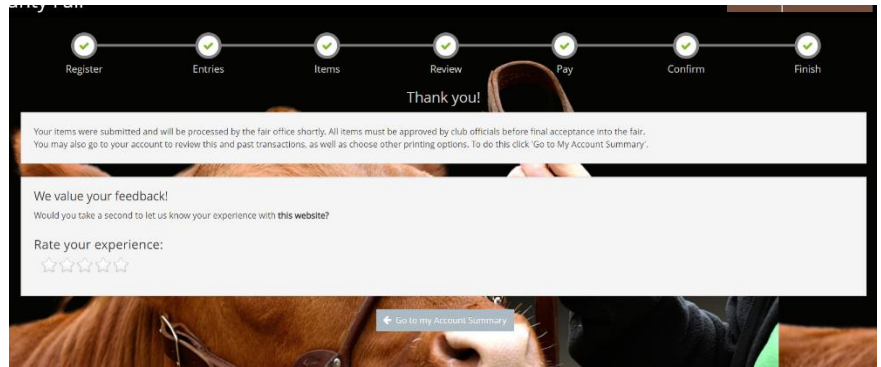
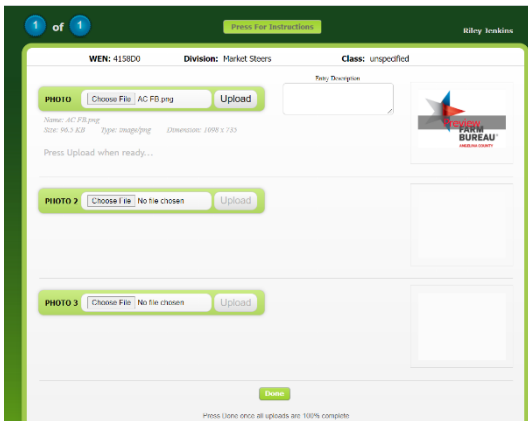
4. Confirm all your info and press "Info is Correct, Continue" at the bottom. (change if needed.)
5. Click "View transactions made by this Exhibitor".



6. Click "Upload Files".



7. Choose your photo and click upload. Once upload is complete, click Done. You will then get a "Thank you". If you have more projects, then click "go to account summary", and do the same steps for each project. Change your mind on the photo you uploaded? No problem - Follow the steps above again and replace the photo by uploading a new one before the deadline.



Finished product will look something like this during our online auction brought to you by Angelina County Farm Bureau.

